

SUBMIT YOUR TIP ANONYMOUSLY



mobile app



1-844-SAF2SAY



[Safe2SayPA.org](https://www.Safe2SayPA.org)



SUBMIT SECURE AND ANONYMOUS SAFETY
CONCERNS 24/7, 365 DAYS A YEAR.

SAFE SAY
SOMETHING

HOW DO I USE THE APP?

**DOWNLOAD THE APP ONTO
YOUR PHONE OR MOBILE DEVICE**

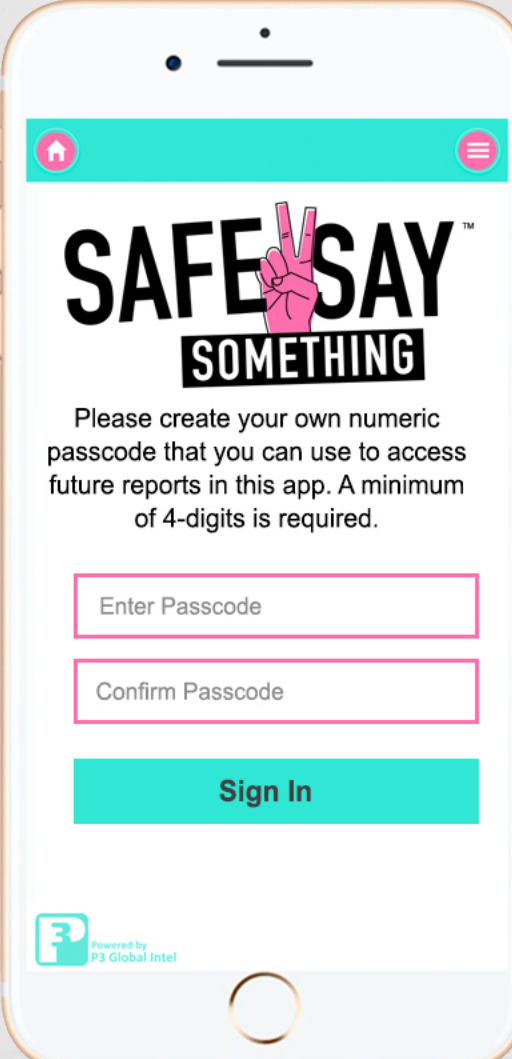


Search for "Safe2Say Something"

HOW DO I USE THE APP?

1


**CREATE AND
ENTER A 4-
DIGIT PASSCODE
WHEN PROMPTED**



The smartphone screen displays the SAFE SAY SOMETHING app interface. At the top, there is a teal header with a home icon on the left and a menu icon on the right. Below the header, the app logo "SAFE SAY SOMETHING" is centered, featuring a pink hand making a peace sign. Underneath the logo, a text prompt reads: "Please create your own numeric passcode that you can use to access future reports in this app. A minimum of 4-digits is required." Below this text are two input fields: "Enter Passcode" and "Confirm Passcode", both with pink borders. At the bottom of the screen is a teal "Sign In" button. In the bottom left corner, there is a small logo for "Powered by P3 Global Intel".

2

**ENTER THE
SCHOOL NAME
YOU ATTEND BU
TYPING IN ITS
NAME OR
SEARCHING BY
CITY OR TOWN**

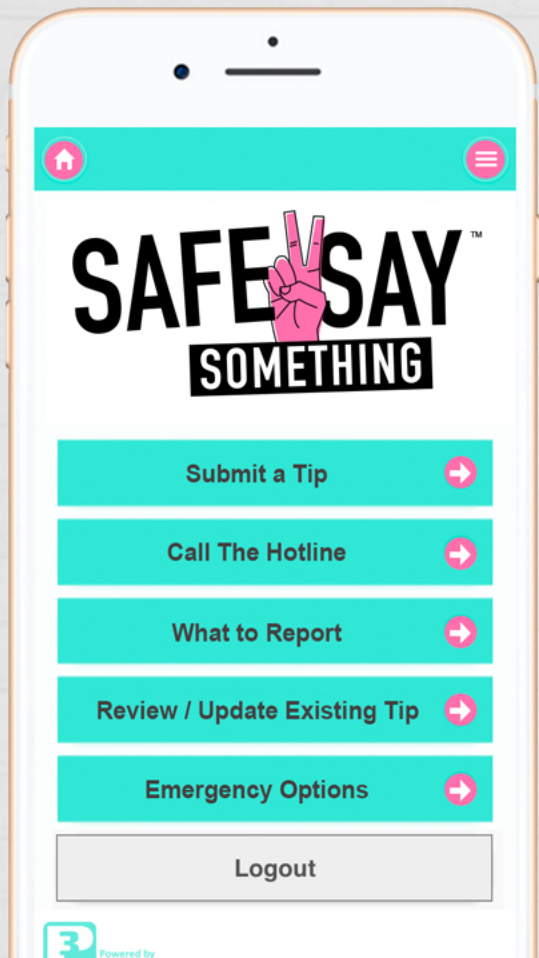


The smartphone screen displays the "Location" search screen of the SAFE SAY SOMETHING app. It features a teal header with a back arrow on the left and a home icon on the right. Below the header, there is a single input field with a pink border containing the placeholder text "Name of School or City". At the bottom left corner, there is a small logo for "Powered by P3 Global Intel".

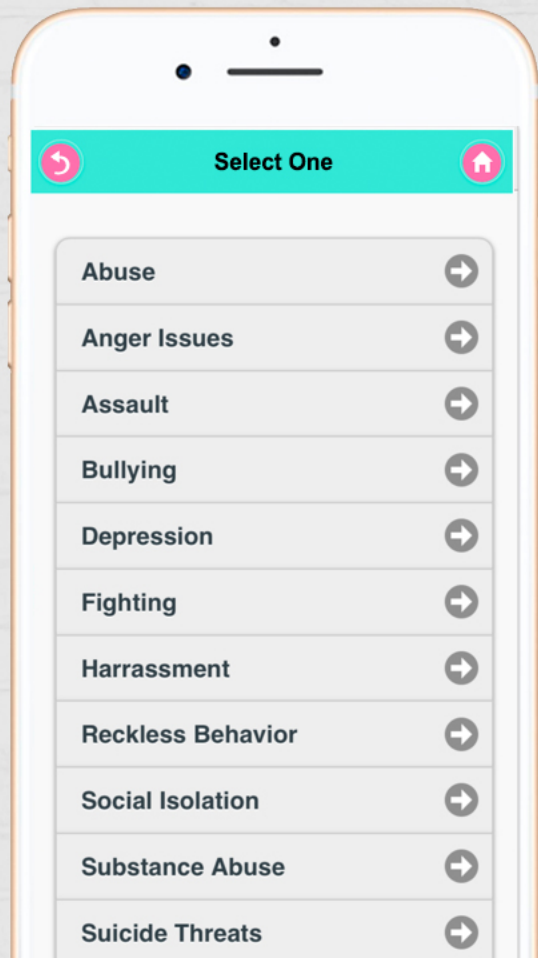
**SAFE SAY
SOMETHING**

HOW DO I USE THE APP?

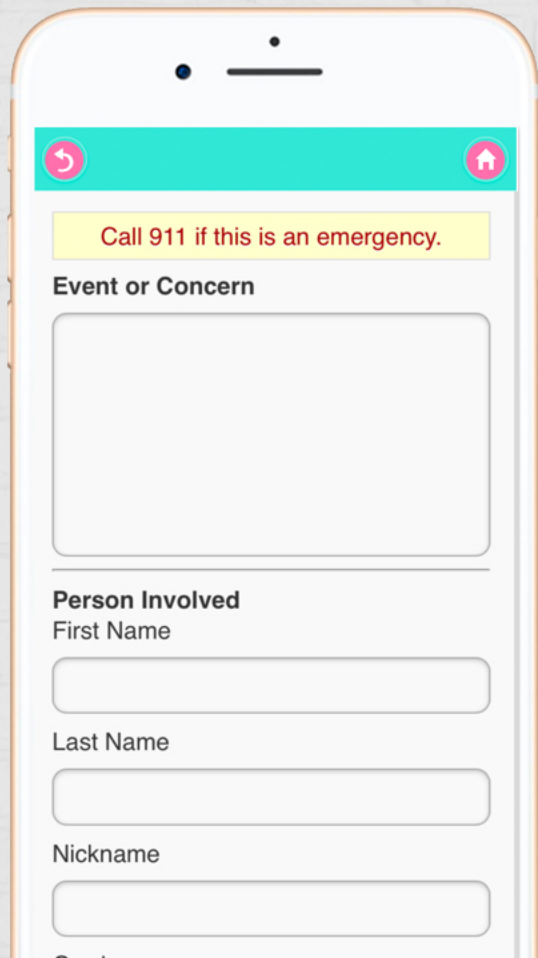
1. Select "Submit a Tip"



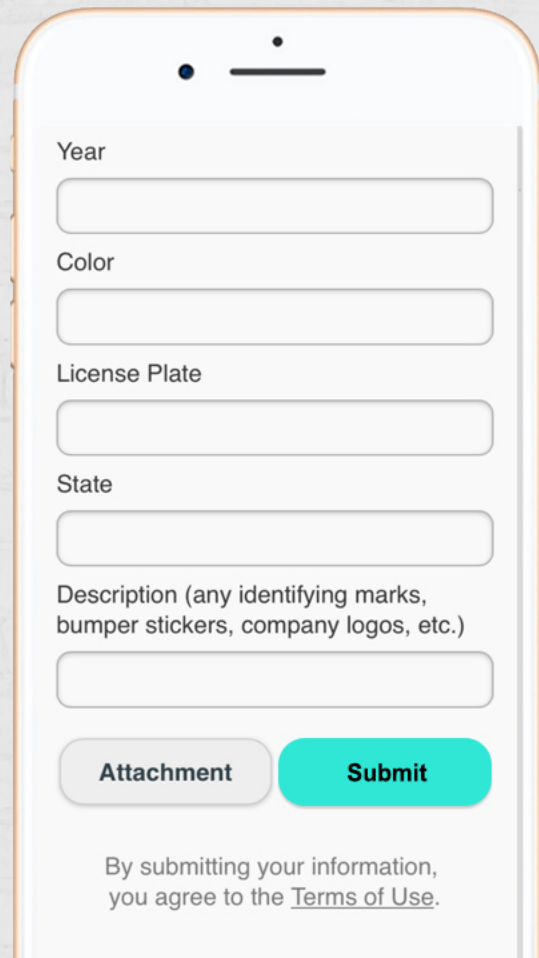
2. Select a "Concern"



3. Provide Details (Scrolling Down)



4. Attach Photos, Videos or Sound Files and Submit Tip



HOW DO I USE THE APP?

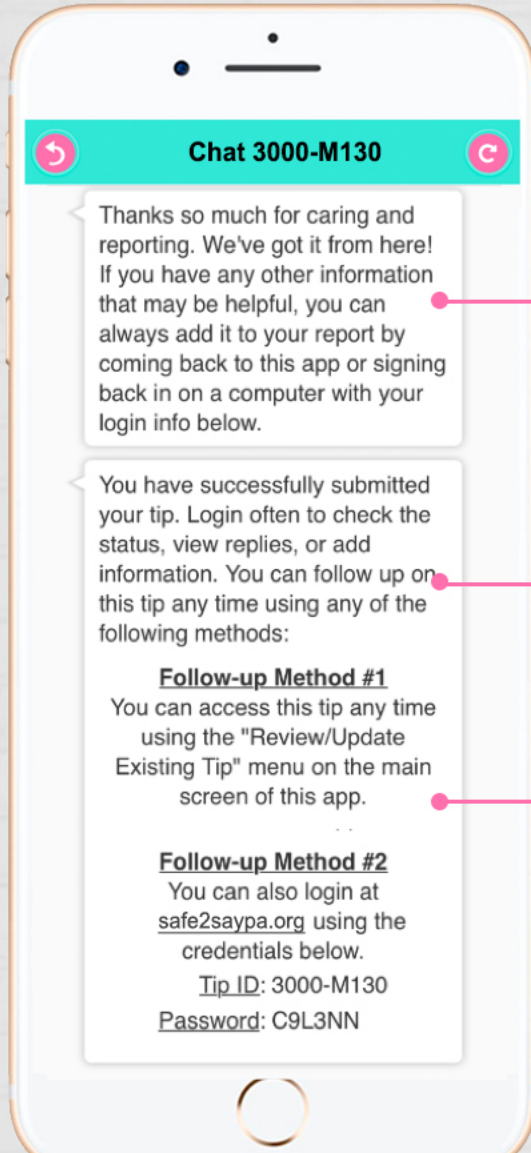
AFTER YOU SUBMIT A TIP YOU WILL RECEIVE

Acknowledgement and thanks for submitting tip

Statement on how to check the status, view replies or add more information to a submitted tip

TWO methods to check status, view replies or add information:

- 1** Via the app and the "review/update existing tip"
- 2** Via website by inputting the provided tip ID number



Thanks so much for caring and reporting. We've got it from here! If you have any other information that may be helpful, you can always add it to your report by coming back to this app or signing back in on a computer with your login info below.

You have successfully submitted your tip. Login often to check the status, view replies, or add information. You can follow up on this tip any time using any of the following methods:

Follow-up Method #1

You can access this tip any time using the "Review/Update Existing Tip" menu on the main screen of this app.

Follow-up Method #2

You can also login at safe2saypa.org using the credentials below.

Tip ID: 3000-M130

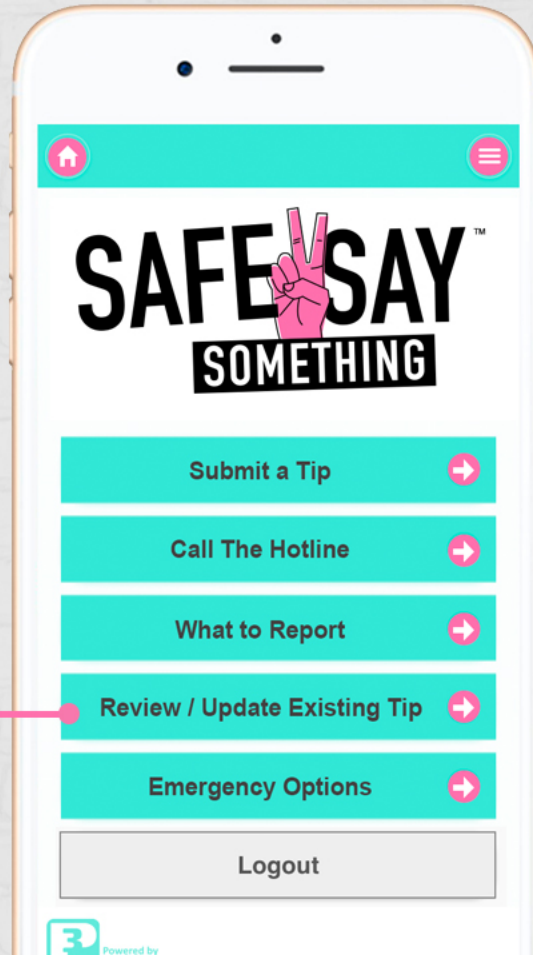
Password: C9L3NN

HOW DO I USE THE APP?

To Review / Update a Tip and 2-Way Anonymous Dialog

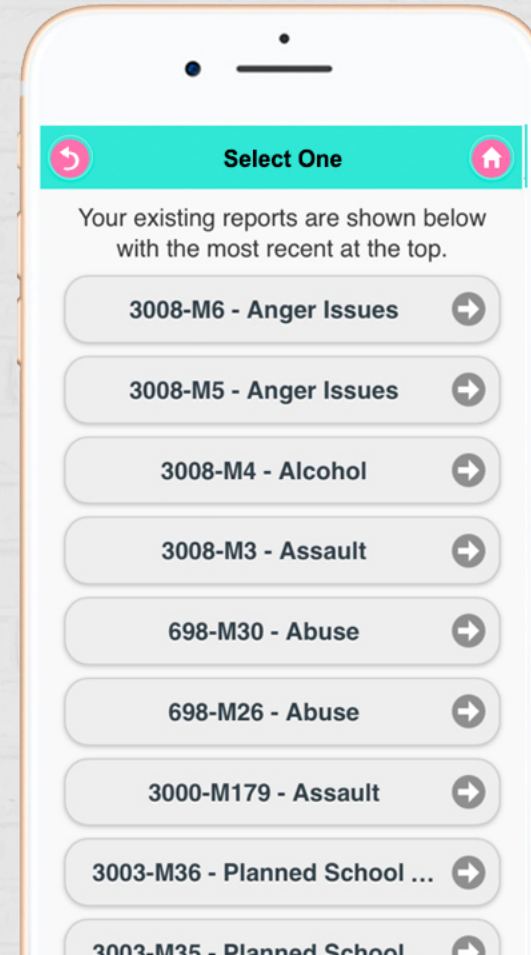
1

**SELECT "REVIEW"
AND UPDATE
EXISTING TIP**



2

**SELECT TIP AND
READ REQUEST OR
UPDATE INFORMATION
AND/OR ADD
ATTACHMENT**

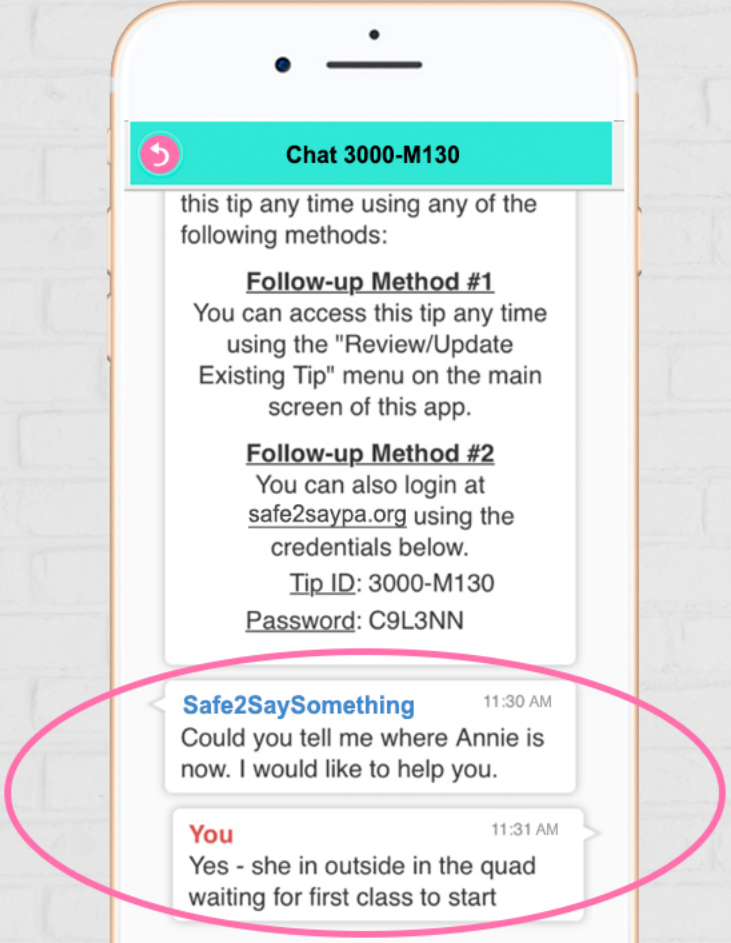


HOW DO I USE THE APP?

To Review / Update a Tip and 2-Way Anonymous Dialog

3

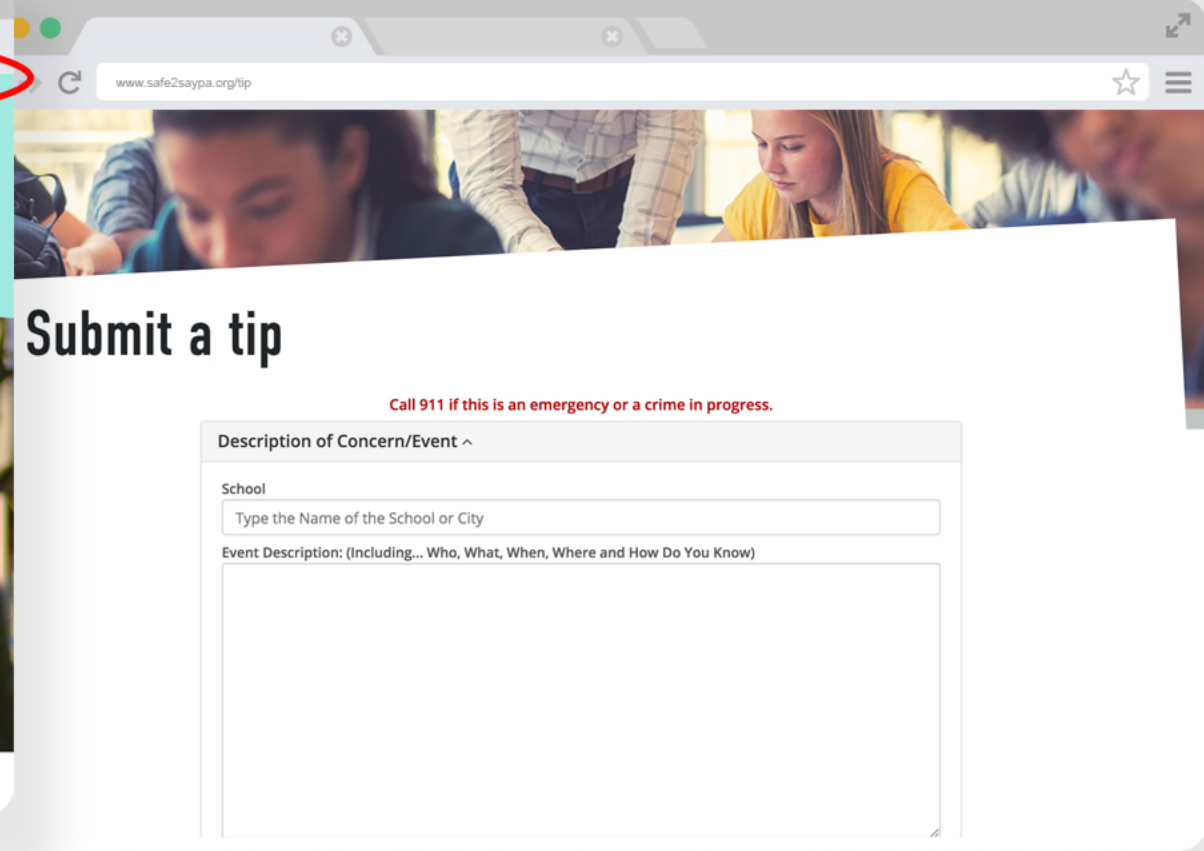
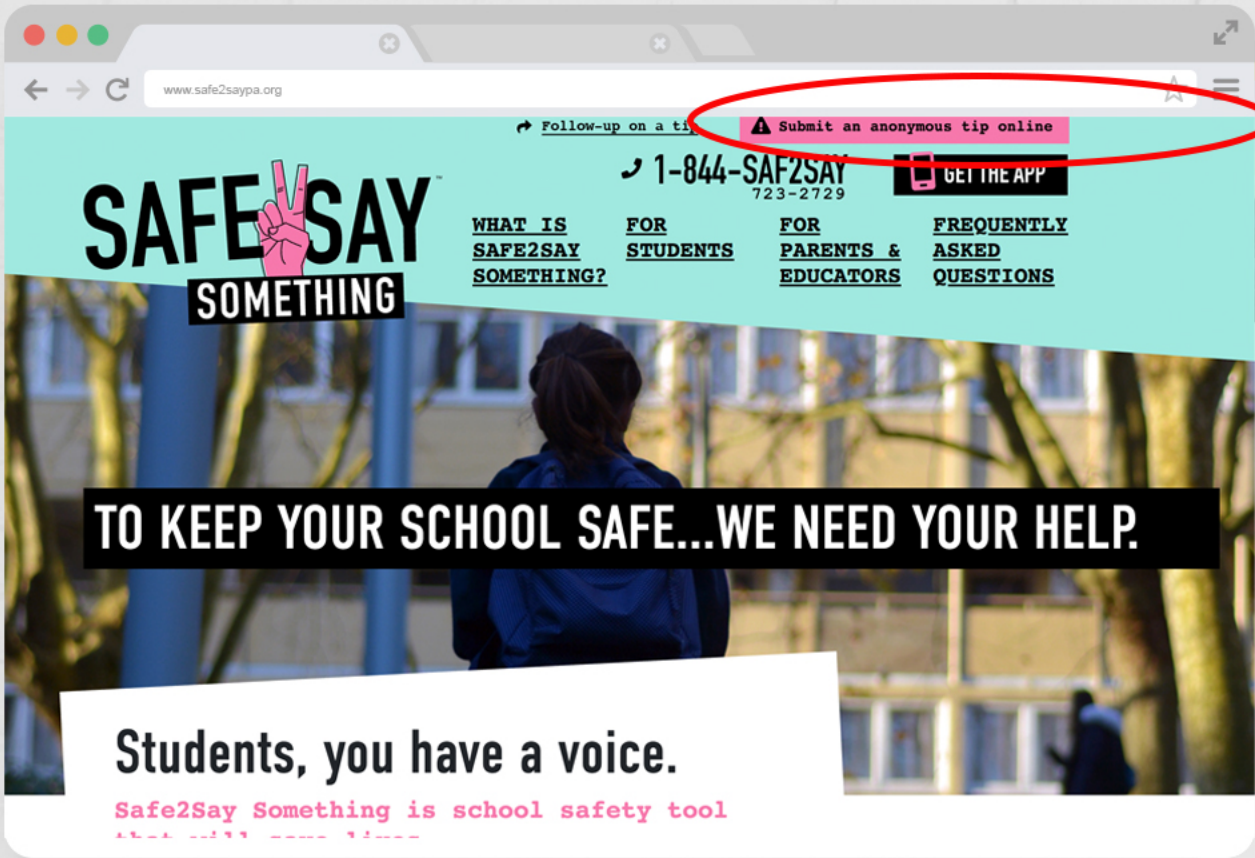
**USE 2-WAY
ANONYMOUS
DIALOG BOX
TO UPDATE
TIP AND/OR
ANSWER
QUESTIONS**





HOW DO I SUBMIT A TIP ON THE WEBSITE?

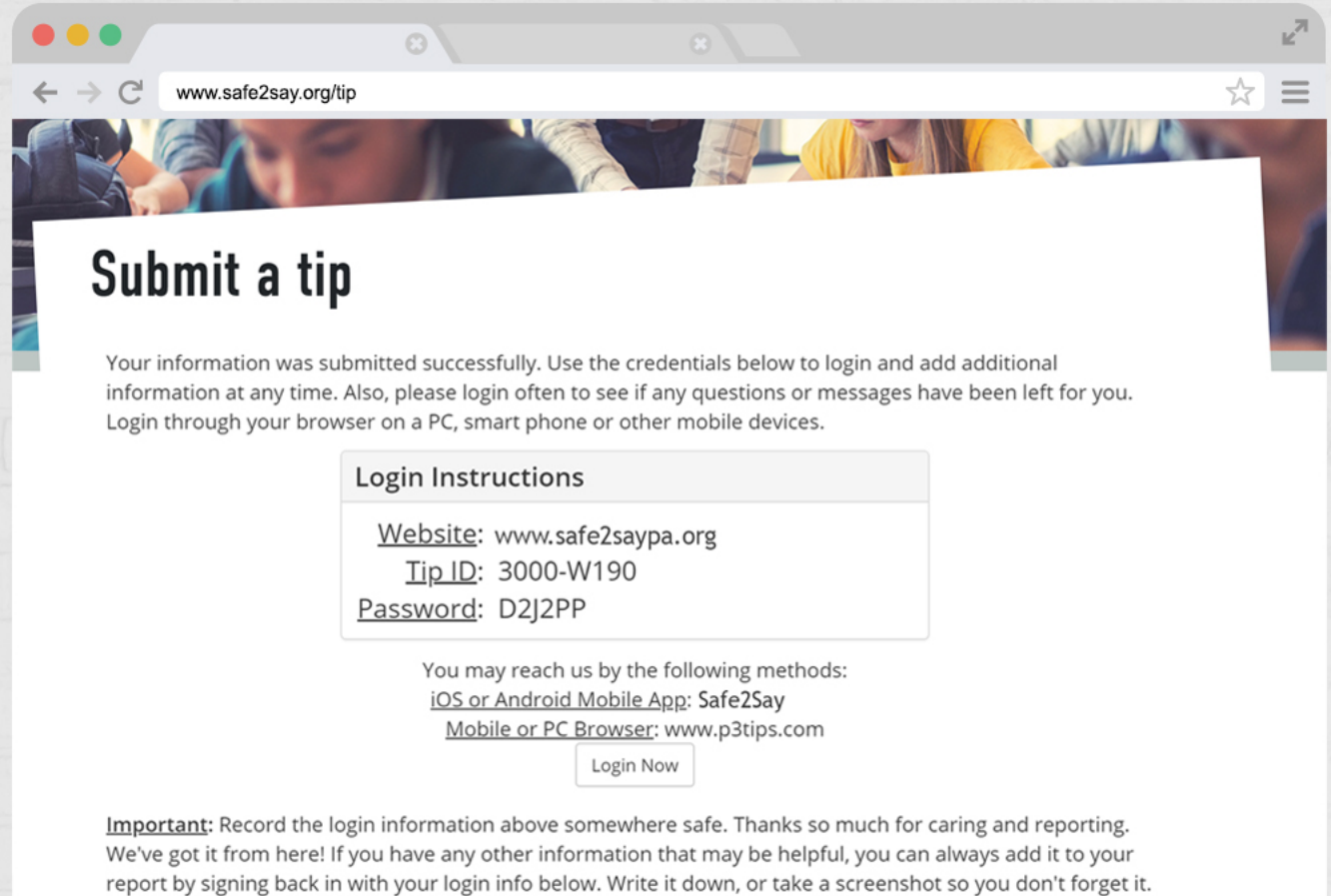
GO TO SAFE2SAYPA.ORG — SELECT “SUBMIT A TIP” THEN COMPLETE FORM:



HOW DO I SUBMIT A TIP ON THE WEBSITE?

ONCE SUBMITTED, YOU RECEIVE A TIP NUMBER / PASSWORD TO ALLOW YOU TO:

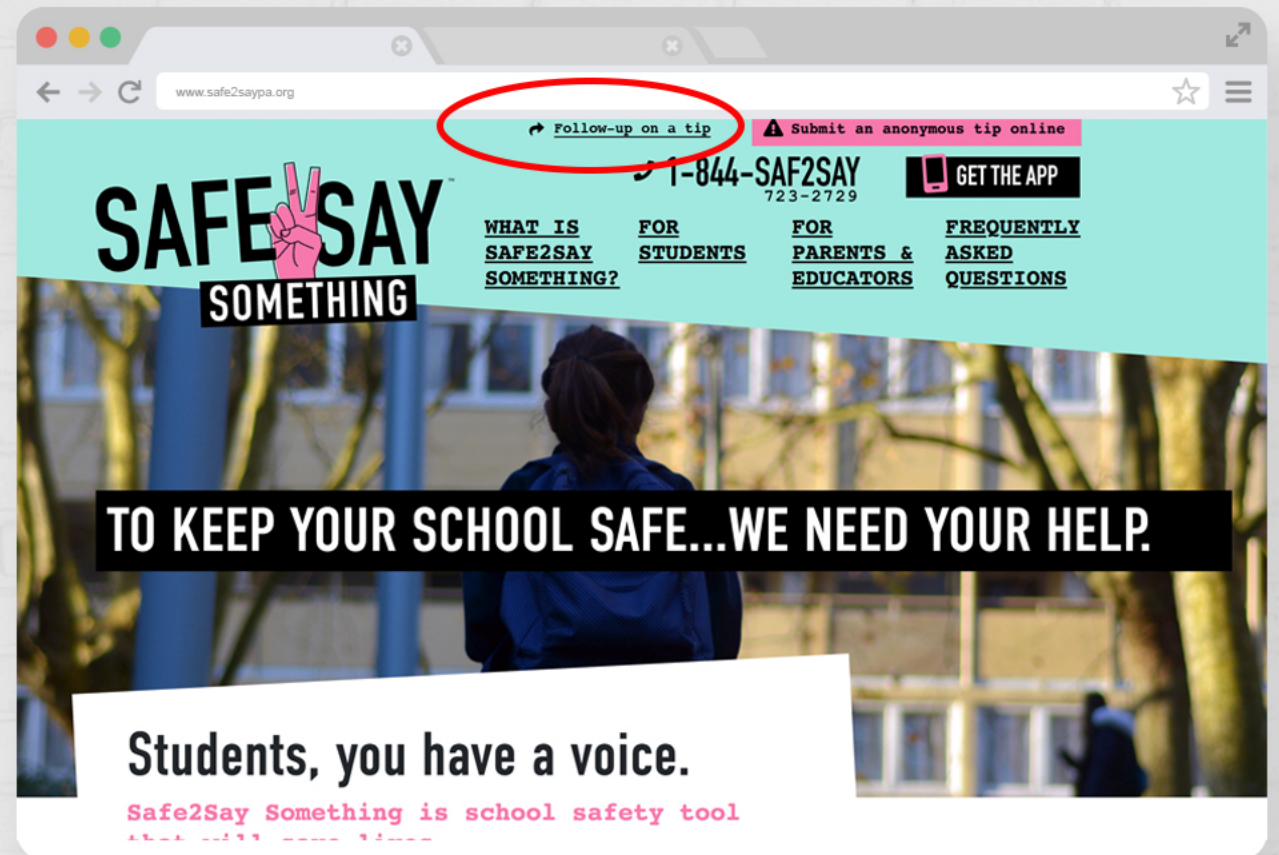
- PROVIDE NEW AND/OR ADDITIONAL INFORMATION BY LOGGING IN ANONYMOUSLY



The screenshot shows a web browser window with the URL www.safe2say.org/tip. The page title is "Submit a tip". Below the title, a message states: "Your information was submitted successfully. Use the credentials below to login and add additional information at any time. Also, please login often to see if any questions or messages have been left for you. Login through your browser on a PC, smart phone or other mobile devices." A box titled "Login Instructions" contains the following information: Website: www.safe2saypa.org, Tip ID: 3000-W190, Password: D2J2PP. Below this, it says "You may reach us by the following methods:" followed by links for "iOS or Android Mobile App: Safe2Say" and "Mobile or PC Browser: www.p3tips.com". A "Login Now" button is located below the browser information. At the bottom, an "Important" note reads: "Record the login information above somewhere safe. Thanks so much for caring and reporting. We've got it from here! If you have any other information that may be helpful, you can always add it to your report by signing back in with your login info below. Write it down, or take a screenshot so you don't forget it."

TO UPDATE TIP/RESPOND TO INQUIRY USING 2-WAY ANONYMOUS DIALOG

Select "Follow-Up
on a Tip" and
enter tip ID #
and password



The screenshot shows the website www.safe2saypa.org. The navigation bar includes a link for "Follow-up on a tip" which is circled in red, and a link for "Submit an anonymous tip online". The main header features the "SAFE2 SAY SOMETHING" logo with a hand making a peace sign. Navigation links include "WHAT IS SAFE2SAY SOMETHING?", "FOR STUDENTS", "FOR PARENTS & EDUCATORS", and "FREQUENTLY ASKED QUESTIONS". A phone number "1-844-SAF2SAY 723-2729" and a "GET THE APP" button are also present. The main content area has a background image of a student and a black banner with the text "TO KEEP YOUR SCHOOL SAFE...WE NEED YOUR HELP." Below this is a white box with the text "Students, you have a voice." and "Safe2Say Something is school safety tool that will save lives."





HOW DO I SUBMIT A TIP



BY PHONE

1 CALL 1-844-SAF2SAY (1-844-723-2729)

2 AN ANALYST WILL ASK A SERIES OF QUESTIONS – SUCH AS:

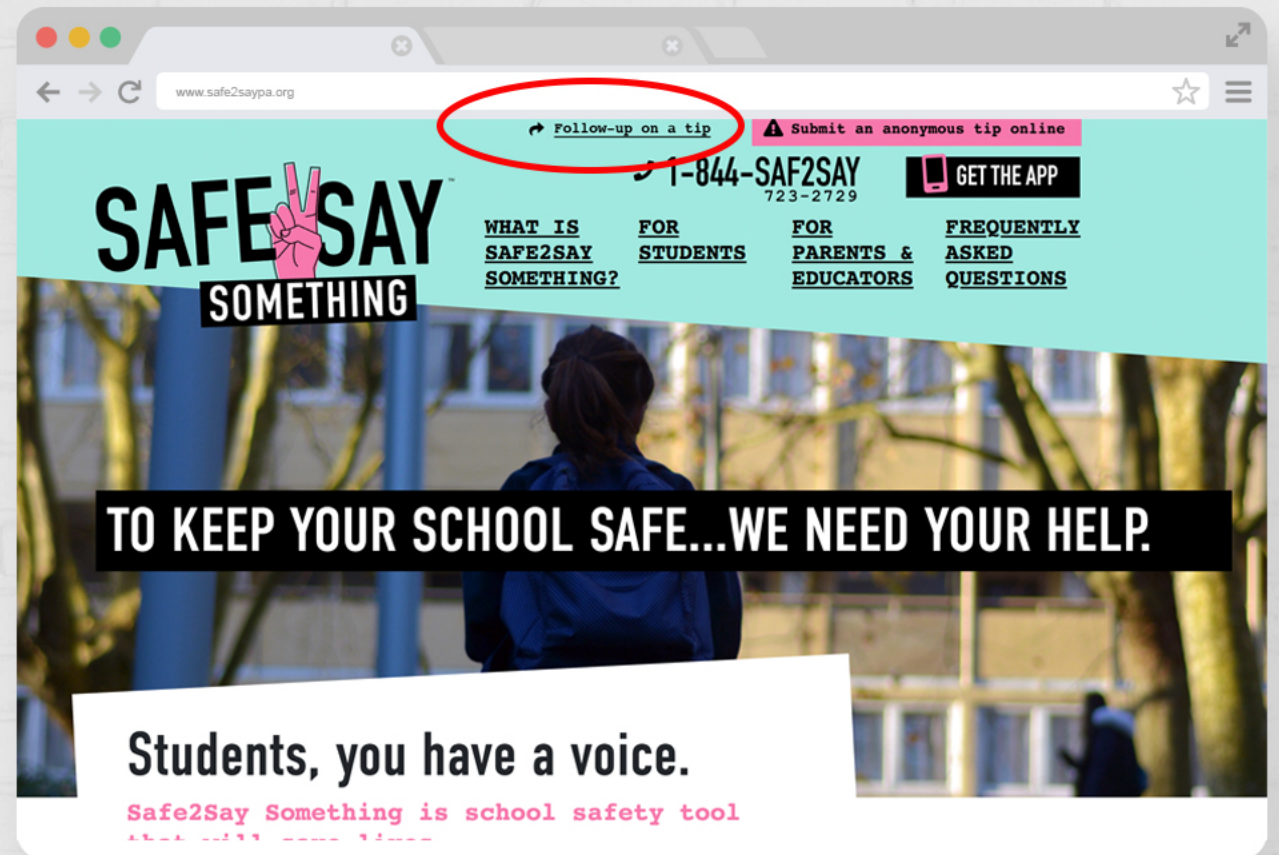
- Name of school you attend and its location
- Description of situation, individuals involved
- Location (as needed) and other details to assess the situation

3 AT THE END OF THE CALL, YOU WILL RECEIVE A TIP NUMBER AND PASSWORD TO ALLOW YOU TO:

- Login online or call back and provide new and/or additional information
- View or listen to private messages requesting additional anonymous information from you

TO UPDATE TIP/RESPOND TO INQUIRY USING 2-WAY ANONYMOUS DIALOG

Go to safe2saypa.org
Select "Follow-Up on
Tip" and enter tip
ID # and password



The screenshot shows the website www.safe2saypa.org in a browser window. The navigation bar is teal and contains the following elements from left to right: the 'SAFE SAY SOMETHING' logo with a pink hand icon, the phone number '1-844-SAF2SAY 723-2729', a 'GET THE APP' button, and a 'Submit an anonymous tip online' button. Below the navigation bar, there are four menu items: 'WHAT IS SAFE2SAY SOMETHING?', 'FOR STUDENTS', 'FOR PARENTS & EDUCATORS', and 'FREQUENTLY ASKED QUESTIONS'. The main content area features a background image of a student with a backpack. A black banner across the middle of the image reads 'TO KEEP YOUR SCHOOL SAFE...WE NEED YOUR HELP.' Below this, a white box contains the text 'Students, you have a voice.' followed by 'Safe2Say Something is school safety tool' in pink. The 'Follow-up on a tip' link in the navigation bar is circled in red.

